



## INSIDE THIS ISSUE:

Company News	2
Civilians Corner	3
Civil War Pound Cake	3
Camp of Instruction	4
54th Bio	4
Sutler's Tent	5
Campaign Schedule	5

## Field Report-Fall Campaign

Headquarters, Company A,  
54th Pennsylvania-

### Cedar Creek

The 54th PA set up camp along with the rest of the Army of West Virginia outside Middletown, VA near a stream called Cedar Creek. The regiment was commanded by Captain Gallaher after Captain Baran was promoted to wing commander with the rank of Major. After setting up camp and getting everything in order the 54th went to sleep looking forward to another routine day. Saturday began like any other with breakfast followed by drill. We were combined with our brothers in the 142nd for the weekend and due to our experience and familiarity worked together flawlessly. Later in the day we relaxed under the autumn sun knowing that there were no Confederates left in the valley. However, we were surprised to be attacked by a brigade of rebels. We hurriedly gathered our arms and equipment, but it was

too late to offer resistance and our line melted away in relative chaos. Eventually Captain Gallaher and Captain Black were able to restore some order to the 54th and we were able to return fire on the advancing Confederates. They continued to push us further towards Stephens City, but not without receiving withering fire. Eventually, General Sheridan and the VI Corps arrived to bolster our ranks and the combined might of the Union army charged forward and drove the Confederates out of the valley for good. Captain Gallaher received a serious ankle wound during the battle and was discharged home and Sergeant Beam took command of the 54th. Later in the day there was a little ceremony in which Captain Baran received his oak leaves. Finally, we settled in for dinner and comradery around the campfire as the 54th called it a night.

Respectfully Submitted,  
Captain Darren Gallaher

### Cedar Mountain

The men of the 54th once again found themselves engaged with the enemy that was hotly contested. Federal lines climbed the steep ravine immediately near the Heater farmhouse. Upon cresting the hill, the men in blue unleashed volley after volley at the rebels. The men endured intense fighting, at one point, we could see the whites of their devilish eyes. Smoke and fire poured from the boys' rifles and cannons exploded behind to provide cover against the advancing rebels. Soon, comrades began to fall, one after another. Eventually, large gaps opened between the ranks, and the men hurried to fill the holes. Enlisted men and Officers alike fell where they stood. The 54th sustained significant losses; those that survived the firefight retreated in good order past the Heater farmhouse.

Respectfully Submitted,  
Sgt. Gabe Beam

# Treasurers Report

Sgt. Beam

**Current Balance**

Checking: \$1698.07

Savings: \$1550.93

-As of December 5, 2023

**Deposits**

-None

**Expenses**

-None

**Company Trailer Update**

At the January meeting, the need for a trailer for the company kitchen and loaner gear was discussed. With our colors paid off, we're switching our focus to the trailer..

You can submit donations via PayPal: [54th-pacoa@gmail.com](mailto:54th-pacoa@gmail.com), or can send a check.


We will discuss other fund-raising opportunities at the January meeting.

**PayPal Reminders**

Our PayPal account information is:

54thpacoa@gmail.com

When submitting a payment, please choose the Friends and Family option to cover the cost of the transaction so the Company doesn't have to. Thanks!



*“While we pride ourselves on our organization, we are always striving to improve.”*



## Participation Matters

With the 2023 season coming to a close, it's time to look towards 2024. At the end of January or beginning of February we will have our annual company meeting. As usual this is your opportunity to have your voice heard. Between now and then think up any questions, concerns, or ways of improving the 54th to present them at the meeting. While we pride ourselves on our organization, we are always striving to improve. Also, the 2024 schedule will need to

be created. While some events like the 160th of Cedar Creek and Remembrance Day are automatic attendance, we have several other months that are open to all potential events. Feel free to find any event that interests you throughout the year and present them at the meeting for discussion and vote. If you have any information on events or changes you would like to see, please present them to Chris or myself as soon as possible. Over the past few meetings our attendance has

diminished. We know that life is busy and not all can make the meeting, but this is your chance to be heard. The 54th is not a dictatorship or oligarchy, it is a democracy. Hopefully you take this chance and know that we are all working together to make the 54th the best it can possibly be. Further details of the meeting will come sometime after the new year. Hope to see you there.

Respectfully,  
Captain Darren Gallaher

# Civilian Report-Fall 2023

By Karen Largent

We have had a great year of reenacting! One of our lovely ladies attended Cedar Creek and two ladies and one guest participated in the Remembrance Day Parade. It would be so nice to have more civilians in our unit! As always, if you know of anyone who may be interested, please give them our contact information. Wishing all of you Happy Holidays!



## Mrs. Beeton's Pound Cake

As our season ends for 2023, I thought I would provide you with a Pound Cake recipe from Mrs. Beeton's Book of Household Management, the 1861 classic with advice on cooking, cleaning, childbearing, entertaining and more, by Isabella Beeton. This book was first published in 1861.

Be aware that this recipe or receipt, as they were called, contains the 1861 measurements and temperatures used by the housewives of 1861.

### POUND CAKE

Ingredients:

- 1 lb. of butter 2 oz. candied peel
- 1-1/4 lb. of flour 1/2 oz. of citron
- 1 lb. of pounded loaf sugar 1/2 oz. sweet almonds
- 1 lb. of currants when liked a little
- 9 eggs pounded mace

Mode-Work the butter to a cream; dredge in the flour; add the sugar, currants, candied peel, which should

be cut into neat slices, and the almonds, which should be blanched and chopped, and mix all those well together; whisk the eggs, and let them be thoroughly blended with the dry ingredients.

Beat the cake well for 20 minutes, and put it into a round tin, lined at the bottom and sides with a strip of white buttered paper. Bake it from 1-1/2 to 2 hours, and let the oven be well heated when the cake is first put in, as, if this is not the case, the currants will all sink to the bottom of it.

To make this preparation light, the yolks and whites of the eggs should be beaten separately to the other ingredients. A glass of wine is sometimes added to the mixture, this is scarcely necessary, as the cake will be found quite rich enough without it.

Time-1 1/2 to 2 hours

Average cost, 3s. 6d.

Sufficient- The above quan-

tity divided in two will make two nice-sized cakes. Seasonable at any time.

If anyone is brave enough to give this recipe a go, please let us know and take pictures!

Happy Holidays to everyone!

*"Mrs. Beeton's Book of Household Management, the 1861 classic with advice on cooking, cleaning, childbearing, entertaining and more, "*



*Mrs. Beeton*

# Camp of Instruction

Well, as we all know, we are at the end of the reenacting season and its time for us to store away our leathers and muskets. Just wanted to go over a few tips to ensure you keep your things in good shape during this time or anytime you store them. I'm going to start with the leathers. Heat and humidity are the two major risk factors. Humidity is especially problematic because too much of it makes mold and mildew grow on the leather surface. Colder environments are less of a problem, but you don't want to freeze leather either. Leather should preferably be stored away from light, at room temperature at about 65-72 degrees with around 55% humidity and in a breathable space. Note: Any damage sustained by leather caused by improper storage is often irreversi-

ble. Now that we've went over the storage of your leathers lets talk a little bit about the musket. To start out with, it makes no difference what make or model musket you have. The problems that occur are all the same. When it's ignited and burned, black powder does two things that aggravate your problem. First, the flash burns off any protective coat of oil on the parts of your musket. Second, it leaves a residue of sulfur salts in direct contact with the metal. Fortunately, there's no better powder solvent than water. So, as soon as you can after firing, wipe off any fouling on the exterior with a rag. Then, wipe the newly exposed surface with an oily rag. The most important thing to remember about all of this: the sooner you start to work removing

By Cpl. Potts

the effects of fouling, the less work you'll have to do. Storage, is also important for keeping rust off your musket. A poorly stored musket will slowly but surely be eaten by rust. Here is a couple of things that could help prevent rust. Use the right gun case and keep it in the right place. Also, regular cleaning prevents rust. Keeping your firearms away from humid conditions will help prevent the oxidation process and prevent your gun from rusting. High humidity can also cause wooden stocks to warp and crack over time. Remember that the best way to store your musket to prevent rust is to keep your muskets away from the exposure to moisture, humidity, and conditions that will encourage oxidation. Happy Holidays!



*"Lt. Col. McDermitt assisted in recruiting new men for the growing regiment, as well as over saw their training and drill."*



## 54th Bio-Lt. Col. Barnabus McDermitt


By Chris Baran

Barnabus McDermitt was born in Huntingdon, but moved to Ebensburg as a young man where he worked as a cabinet maker. When the war with Mexico broke out, McDermitt fought in the conflict as a member of the Cambria Guards where he fought with the 2<sup>nd</sup> Pennsylvania Infantry at the Battles of Vera Cruz, Cerro Gordo, and Chapultepec. When McDermitt returned home, he took a job with the Pennsylvania Railroad Company and moved his family to Wilmore. At the start of the Civil War, McDermitt joined the flood of volunteers. His prior military service led Gov. Andrew Curtin to commission McDermitt as the Lieutenant Colonel in the 54th Pennsylvania. Together with the other officers of his new regiment, Lt. Col. McDermitt assisted in recruiting new men for the growing regiment, as well as over saw their train-

ing and drill.

With the 54th Pennsylvania assigned to guard the B&O Railroad, Lt. Col. McDermitt led patrols and served as commander of portions of the regiment when Col. Campbell combined the companies to meet numerous Confederate threats to the railroad and the isolated companies guarding it. In August 1862 Lt. Col. McDermitt returned from a furlough home. In his absence, some of the men in the regiment found-

ered his horse. Unaware of the horse's condition, Lt. Col. McDermitt rode out to visit the picket lines outside Bath, VA. That night, while returning to headquarters at Sir John's Run, the horse stumbled and fell, severely injuring the Lt. Col.'s shoulder and back. He stayed with the regiment until January 1863 when the injury led Lt. Col. McDermitt to apply for a medical discharge, which was granted. He returned to his home in Ebensburg, PA. Shortly after the war, he received the Democratic nomination for County Treasurer for a two year term, then served as Steward of the Almshouse. He retired from public office and moved to Altoona, PA where he worked for the Pennsylvania Railroad. The effects of his wound lingered and he died from an abscess of the lungs in his home on August 17, 1890. He is buried in St. John's Cemetery, Altoona, PA.





# The Sutler's Tent



### For Sale!

The company has the following items available for a donation

- Brogans, sz 12?
  - Wooden Chairs
  - Mess equipment
- And for sale:
- Sack Coat-sz 48-50-\$40
  - Sky blue pants, sz 40w x 30 L-\$40

- Dyed navy blue pants, sz 40w x 30L-\$35
- 2 xl shirts-\$15 each

### Munitions

Contact Capt. Baran  
sidmanyankel@aol.com  
(10) 1 lb. Black Powder-\$25 each  
Percussion Caps:  
(14) 100 ct.-\$10 each

### Have Something to Sell?

-Let Capt. Baran know the details and it will be listed in the next newsletter!

## Campaign Schedule

### **January 27**

**Annual Unit Meeting**  
Hoss's, Bedford, PA

- Join us for our annual planning meeting!
- We'll select events and company officers for 2024, as well as address any other company business!
- Meal at 12:00, meeting starts at 1:00
- Call-in option available!
- HAVE YOUR VOICE HEARD!
- GPS Address: 4308 Business 220, Bedford, PA 15522

### **Tentative Schedule**

#### **Proposed Events**

If you would like to propose an event for the group's consideration, please share the information with Darren BEFORE the January meeting.

#### March

TBD Reenactor Appreciation Weekend, Gettysburg

#### April

13-14: Campbell's Run at Ft. Loudon  
27-28: Camp Geiger

#### May

3-5: 160 Wilderness  
TBD 160 New Market Living History  
18-19: Spring Skirmish at DLF

#### June

1-2: Philippi  
7-9: OBV

- Possible LH at Gettysburg Campground (Paid Event)
- Possible LH at GHC (Paid Event)
- Possible LH at Lynchburg for 160th Anniversary

#### July

6-7: Gettysburg at DLF  
19-21: Funkstown

#### August

10-11: Quiet Valley  
17: Ft. Mulligan

#### September

TBD Flax Festival (Paid Event)

#### October

18-20: 160 Cedar Creek

#### November

16: Remembrance Day

#### December

7-8: Harper's Ferry



# Telegraph Office

## Unit Officers

### Field Commander


Capt. Chris Baran  
sidmanyankel@aol.com

### President

Capt. Darren Gallaher  
degpa141@comcast.net

### Civilian Coordinator

Karen Largent  
reddoor@atlanticbb.net



Contact or follow us at:

E-mail: 54thpacoa@gmail.com

Website: www.54thpvi.com

Facebook:

Page- Company A, 54th PA Infantry

Group- 54thPVI Co.A

Instagram: 54thpennsylvaniavolunteers

Twitter: @54thpvicoa

Tik Tok: @54thpenncoa



## Parting Shots

*Cedar Creek*



*Remembrance Day*

